

MSS.04.060.100 (Kick-Start Modelle)
 MSS.04.060.101 (E-Start Modelle)
 MSS.04.003.109 (für alle Modelle)

Motorschutz (Skid-plate)

Montagehinweise

Alle vom Motorrad gelösten Schrauben sind gemäß Herstellerangaben wieder zu montieren, oder mit von SW-MOTECH gelieferten Schrauben zu ersetzen. Falls nicht anderweitig definiert, diese Schrauben nach Tabelle anziehen.

M6	9,6 Nm
M8	23 Nm
M10	46 Nm

Gegebenenfalls Schrauben mit flüssiger Schraubensicherung einkleben.

Prüfen Sie nach 50 km alle Verbindungen auf festen Sitz.



Revision: 02

KTM LC 4 ab Modell 1994

Mounting Instructions

SW-MOTECH products should be installed by a qualified, experienced motorcycle technician. If you are unsure of your ability to properly install a product, please have the product installed by your local motorcycle dealer. SW-MOTECH takes no responsibility for damages caused by improper installation.

All screws, bolts and nuts, including all replacement hardware provided by SW-MOTECH, should be tightened to the torque specified in the OEM maintenance manual for your motorcycle. If no torque specifications are provided in the OEM maintenance manual, the following torques may be used:

M6	9,6 Nm
M8	23 Nm
M10	46 Nm

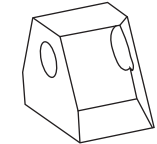
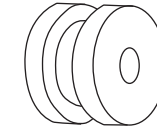
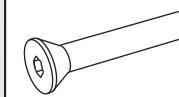

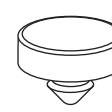

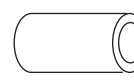
All screws, bolts and nuts should be checked after driving the first 50 km to ensure that all are tightened to the proper torque.

Medium strength liquid thread-locker (i.e., "Loctite") should be used to secure all screws, bolts and nuts.

SW-MOTECH GmbH & Co. KG
 Ernteweg 8/10
 35282 Rauschenberg
 Germany

Tel. +49 (0) 64 25/8 16 8-00
 Fax +49 (0) 64 25/8 16 8-10

info@sw-motech.com
 www.sw-motech.com

<p>1 Befestigungsklotz Fixing Block</p>  <p>MSS.04.003.006 05 Anzahl/ Pcs. 2</p>	<p>4 Gummitülle Rubber Element</p>  <p>GT.00.12H3472 Anzahl/ Pcs. 1</p>
<p>2 Senkschraube Countersunk Screw</p>  <p>M6 x 12 DIN 7991 Anzahl/ Pcs. 4</p>	<p>5 Sechskantschraube Hexagon Screw</p>  <p>M6 x 20 DIN 933 Anzahl/ Pcs. 1</p>
<p>3 Gummidämpfer Rubber Element</p>  <p>schwarz/black MSS.00.03.016 Anzahl/ Pcs. 2</p>	<p>6 Unterlegscheibe Washer</p>  <p>A 6.4 DIN 9021 Anzahl/ Pcs. 1</p>
<p>7 Distanzbuchse Spacer</p>  <p>Da:8 Di:6,2 H:7 Anzahl/ Pcs. 1</p>	



MSS.04.060.100 (Kick-Start Modelle)
MSS.04.060.101 (E-Start Modelle)
MSS.04.003.109 (für alle Modelle)

